

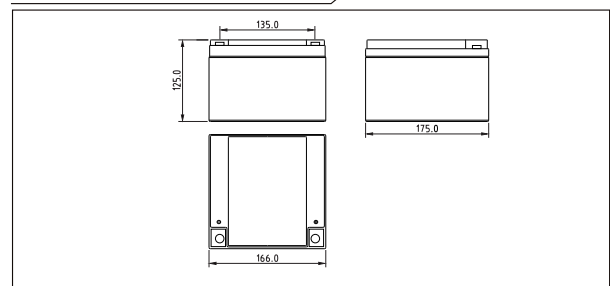


ENERWATT

WPHR12-28



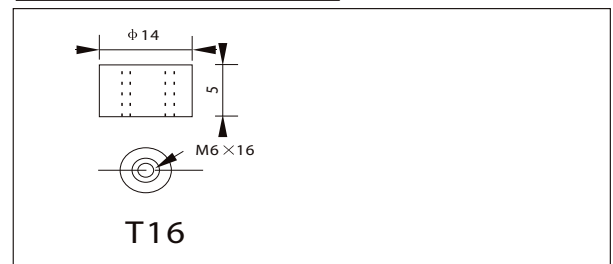
● Outer dimension (mm)



● Specifications

Nominal Voltage		12V
Rated capacity (20 hour rate)		28 Ah
Dimensions	Total Height	125 mm (4.92 inches)
	Height	125 mm (4.92 inches)
	Length	166 mm (6.54 inches)
	Width	175mm (6.89 inches)
Weight Approx		9.0Kg (19.89 lbs)

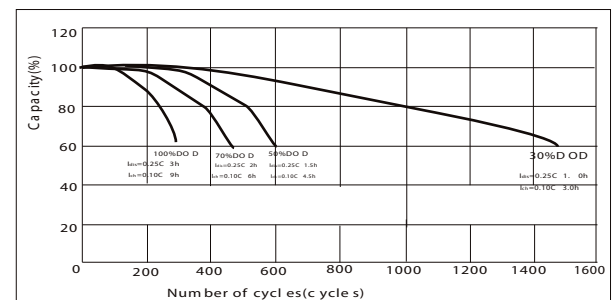
● Terminal Type (mm)



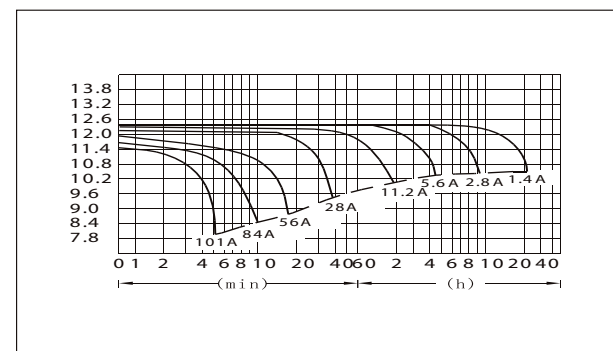
● Characteristics

Capacity 25 °C(77 °F)	20 hour rate (1.40 A)	28.0AH
	10 hour rate (2.58 A)	25.8AH
	5 hour rate (4.76A)	23.8AH
	1 hour rate (16.80A)	16.8AH
Internal Resistance	Full charged Battery at 25 °C(77 °F)	9 m Ω
Capacity affected by Temperature (20hour rate)	40 °C(104 °F)	102%
	25 °C(77 °F)	100%
	0 °C(32 °F)	85%
	-15 °C(5 °F)	65%
Self-Discharge at 25 °C(77 °F)	Capacity after 3 month storage	91%
	Capacity after 6 month storage	82%
	Capacity after 12 month storage	64%
Terminal		T4、T13
Charge (constant Voltage)	Cycle	Initial Charging Current less than 1.2 A Voltage 14.40-14.70V
	Float	Voltage 13.50-13.80V

● Curves of cycle life (25°C)



● Discharge Curves 25 °C (77 °F)



Constant Current(Amp) and Constant Power(Watt) Discharge Table at 25 °C(77 °F)													
Time		5min	10min	15min	30min	1h	2h	3h	4h	5h	8h	10h	20h
9.60V	A	10080	6608	4900	3220	1680	980	721	579	491	324	265	145
	W	11888	7467	5647	3418	1937	1134	834	670	568	375	307	168
10.20V	A	9240	6323	4503	3057	1577	940	700	560	482	319	260	141
	W	11188	7070	5308	3395	1820	1089	811	649	558	369	301	163
10.50V	A	8412	5908	4200	2963	1526	922	688	532	480	315	258	140
	W	10803	6860	5075	3360	1766	1068	797	616	554	365	299	162
10.80V	A	8084	5647	3920	2882	1475	898	677	523	455	307	251	137
	W	9473	6650	4888	3348	1715	1045	788	608	530	350	292	159
11.10V	A	7476	5320	3640	2800	1423	875	642	513	435	299	245	133
	W	9158	6428	4655	3325	1692	1038	764	607	518	338	286	158

Disponible chez / Available at
www.batteriesexpert.com
 1 800 661-3330

